AI□□IDE□□□□

- 2026□6□1□□□□□□ide□cursor□
- 2025□11□29□□□□□□cursor□□□□□□□□□□□□□

cursor

□□https://cursor.com/cn/download

□□□vscode□□

□□□□□□ctrl+shift+p > Configure Display Language

□□vscode□□□ctrl+shift+p > Open User Settings(JSON)

```
{
    "editor.fontSize": 14,
    "workbench.colorTheme": "Visual Studio Dark",
    "workbench.activityBar.orientation": "vertical",
    "terminal.integrated.defaultProfile.windows": "Git Bash"
}
```

□□ file -> preferences -> vs code settings,□□□**workbench.activityBar.orientation** □□□□□□□□□□□□□□□open (json)

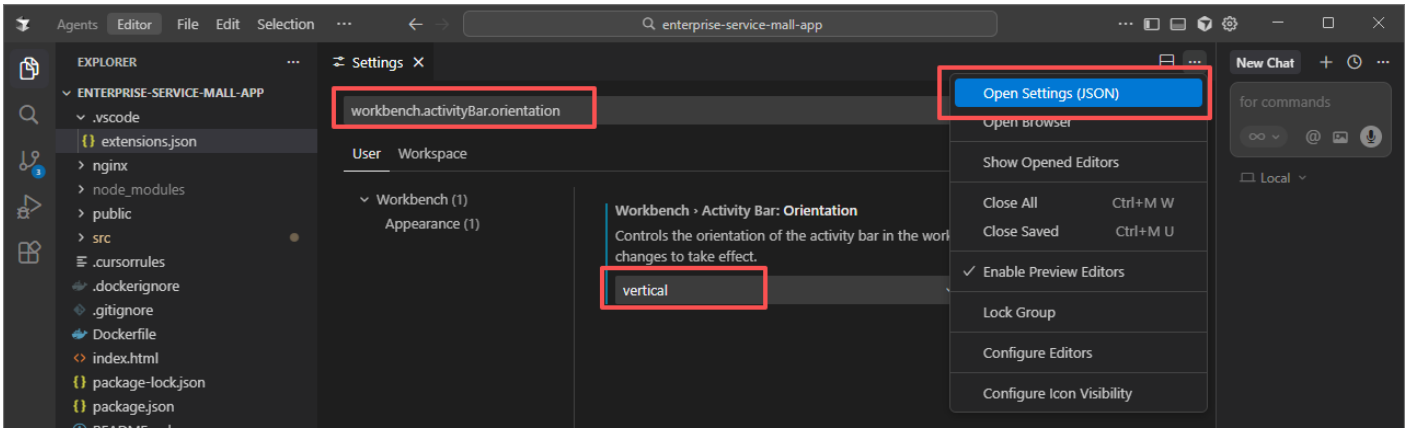

□□□□□□

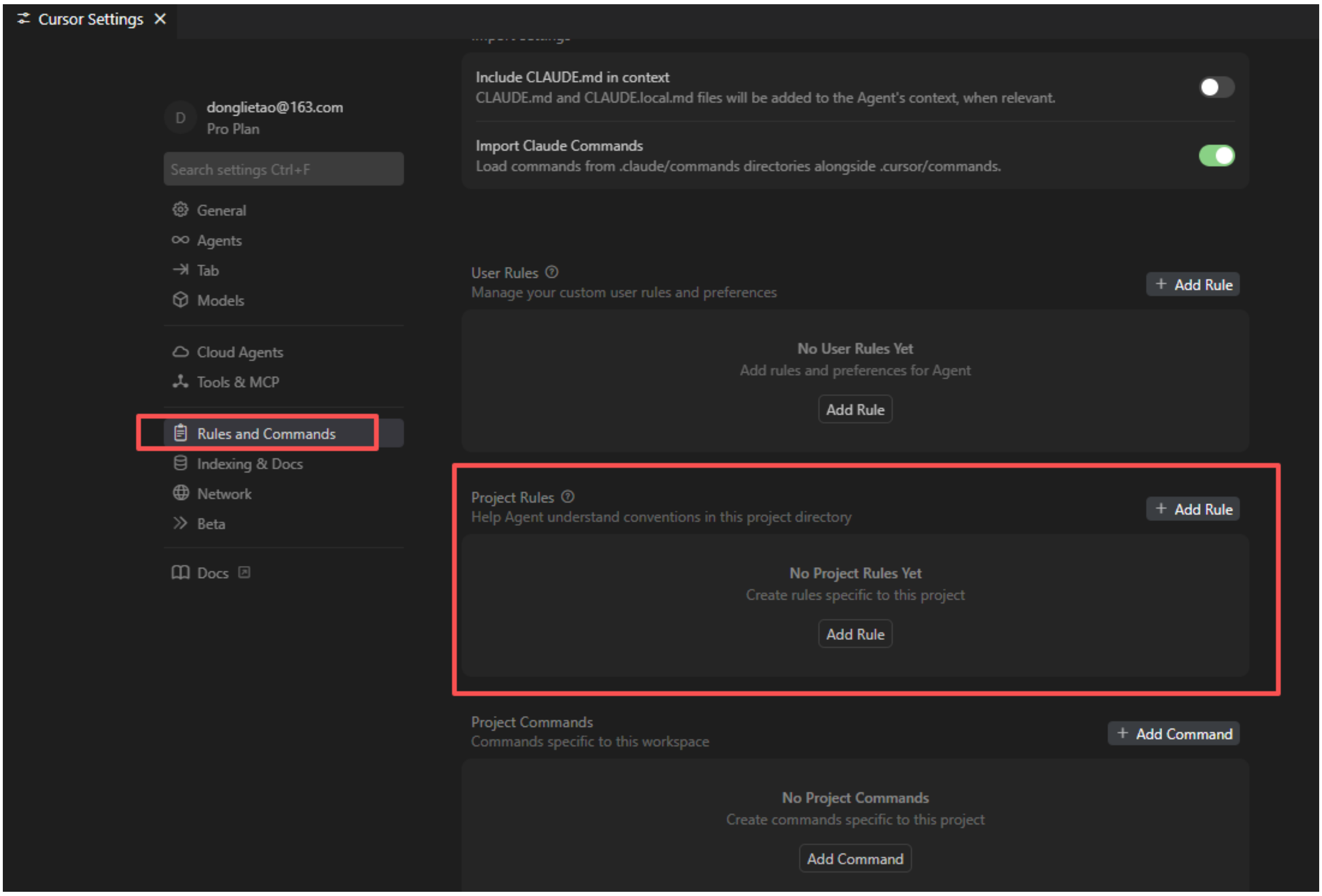

有时候生成代码并不符合我们的项目要求和编程规范，需要设置一个编程规则

https://cursor.com/cn/docs/context/rules

本文后面章节给出了各项目方向的规则

```
# vi ./cursor/rules/global.mdc


---
alwaysApply: true
---
```

trae

下载https://www.trae.cn/ide/download

设置使用git bash作为默认终端

ctrl+shift+p > Open User Settings(JSON)

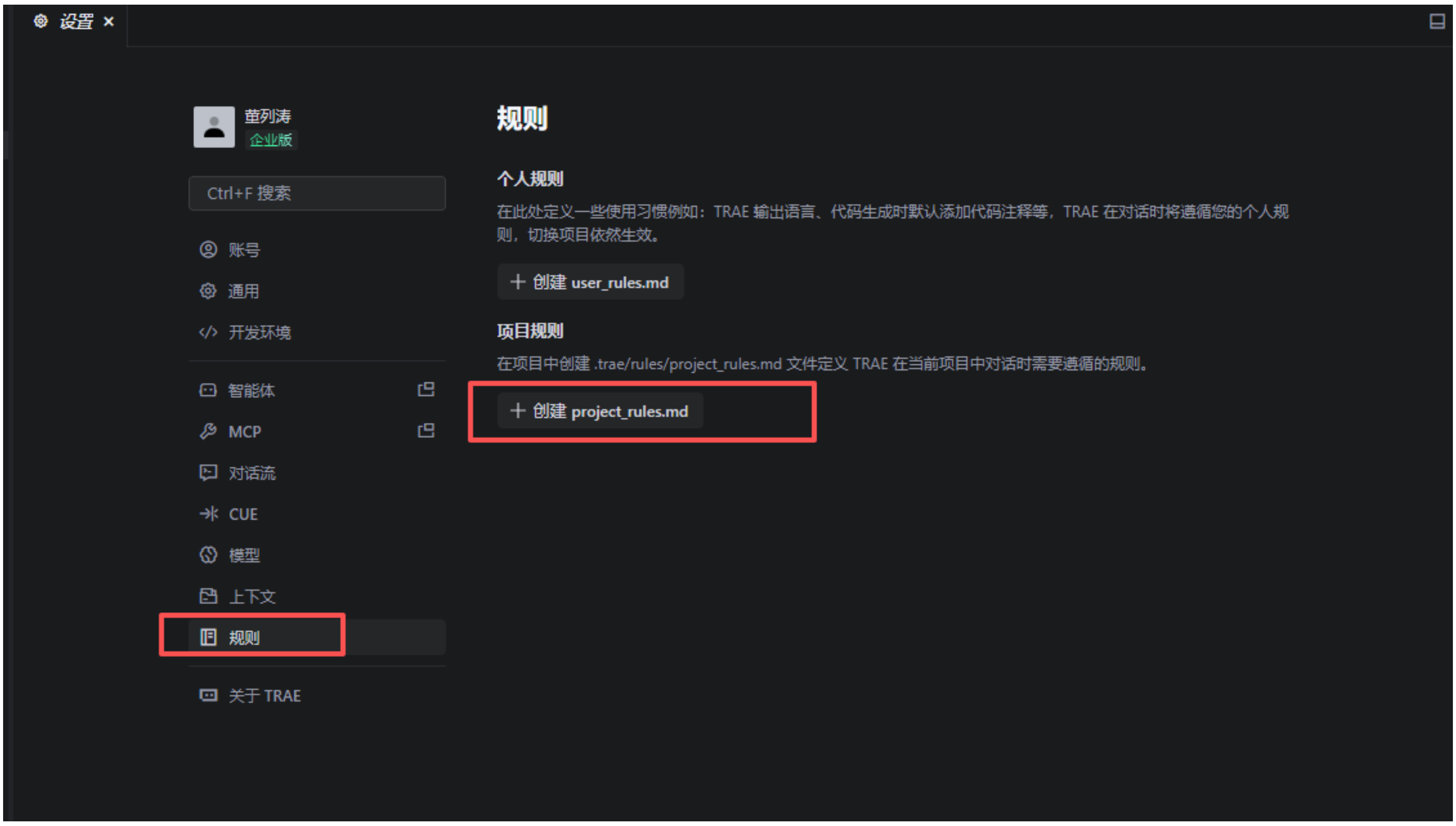

```
{
    "editor.fontSize": 14,
    "workbench.colorTheme": "Visual Studio Dark",
    "workbench.activityBar.orientation": "vertical",
    "terminal.integrated.defaultProfile.windows": "Git Bash"
}
```

设置项目规则

有时候生成代码并不符合我们的项目要求和编程规范，需要设置一个编程规则

```
# vi ./trae/rules/project_rules.md
```

https://docs.trae.cn/ide/rules

本文后面章节给出了各项目方向的规则

voideditor

这是一个完全开源免费的工具，可以接入自己的模型服务，在不合适链接互联网服务的时候就非常有用了

https://github.com/voideditor/binaries

https://voideditor.com/

□□□□□□

```
# vi .voidrules
```

qoder

□□https://qoder.com/download

□□□□□□

- https://iovhm.com/book/books/cee63/page/ai
- https://iovhm.com/book/books/bbcbf/page/javaai

AI□□□□□

- □□chrome devtools mcp https://iovhm.com/book/books/bbcbf/page/chrome-devtools-mcp

---

□□□ #26
□ □□□ □□□ 29 □□□ 2025 02:09:44
□ □□□ □□□ 12 □□ 2026 06:23:02